


Student Name	
Student ID:	
Class:	


Part 1


Look at the picture. Read the question.

1. to 8. Complete the sentence.

There is one example.

Example	
What does he like doing?	
He likes teaching maths.	

1.	
How is he greeting the man?	
He is greeting the man _____ _____	

2.	
What job does she do?	
She is _____ _____	

3.



What would he like to be?

He'd like to be _____

4.



What is he good at?

He is _____

5.



Which racing car will be the first to finish?

The _____

6.



What is she really interested in?

She is really _____

7.



What job is he doing?

He is _____

8.



What are they watching at the wildlife park?

They are _____

Part 1 Total


/ 8

Part 2


Look at the picture. Read the question.

9. to 10. Write your answer in a sentence.

There is one example.

Example	
What is Hussain eating?	
<u>Hussain is eating pizza.</u>	

9.	
What is Aisha eating her food with?	
<hr/> <hr/>	

10.	
How could we keep warm?	
<hr/> <hr/>	

Part 2 Total	/ 4
--------------	-----

Part 3

Look at the picture.

Read the three questions.

Write your three answers in sentences.

There is one example.



Example: How many men can you see?

- 11. What colour is the second man?
- 12. Which man is not carrying a bag?
- 13. What could they be waiting for?

Example:

I can see three men.

11. _____

12. _____

13. _____

Task Completion	Handwriting, Spelling and Punctuation	Part 3 Total
/ 2	/ 2	/ 4